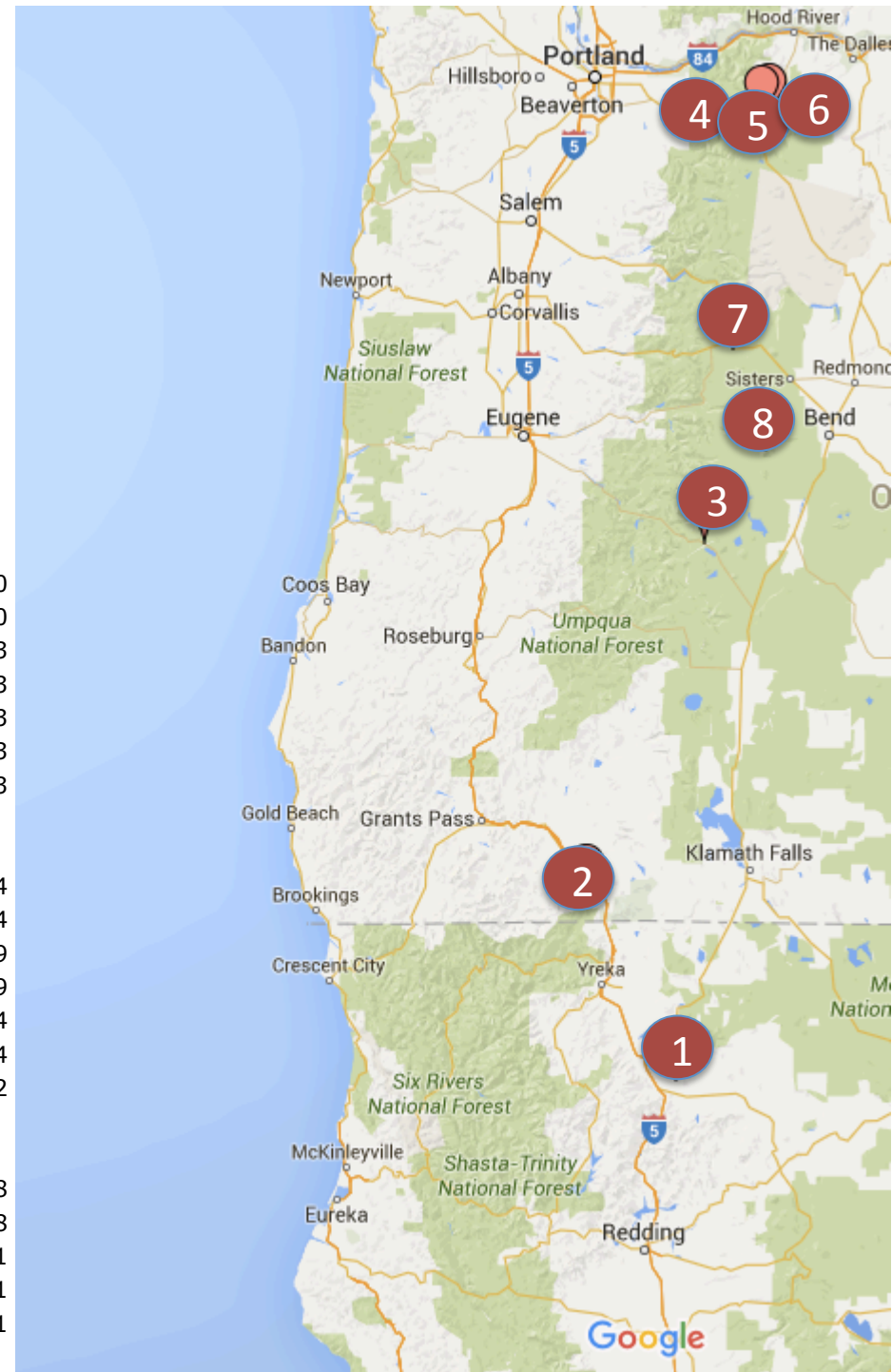


PORTLAND

Donnerstag	San Francisco	Mount Shasta	275	04:38		
Freitag	Mount Shasta	08:00				
1	Mount Shasta Resort		12	00:20	08:20	
	Mount Shasta			01:00	09:20	
2	Mount Ashland		84	01:33	10:53	
	Mount Ashland			01:00	11:53	
3	Willamette Pass Resort		161	03:00	14:53	
	Willamette Pass Resort			01:00	15:53	
	Portland		70	01:20	17:13	
Samstag	Portland	08:30				
4	Mount Hood Skibowl		55	01:14	09:44	
	Mount Hood Skibowl			01:00	10:44	
5	Timberline		7	00:15	10:59	
	Timberline			02:00	12:59	
6	Mount Hood Meadows		16	00:25	13:24	
	Mount Hood Meadows			02:30	15:54	
	Bend		112	02:08	18:02	
Sonntag	Bend	08:00				
7	Hoodo Ski Area		44	00:58	08:58	
	Hoodo Ski Area			01:00	09:58	
8	Mount Bachelor		21	01:23	11:21	
	Mount Bachelor			02:00	13:21	
	San Francisco		500	08:00	21:21	





Skiers and riders should be advised that a green circle, blue square or black diamond trail at our area is not necessarily the same as a similarly rated trail at another area. The system is a relative system that is valid only at our area. Skiers and riders should work their way up, beginning with the easiest trails no matter what their ability level may be, until they are familiar with the trails at our area.

HAVE FUN!... SKI & RIDE SAFE.

1. Always stay in control, and be able to stop or avoid other people or objects.
2. People ahead of you have the right of way. It is your responsibility to avoid them.
3. You must not stop where you obstruct a trail, or are not visible from above.
4. Whenever starting downhill or merging into a trail, look uphill and yield to others.
5. Always use devices to help prevent runaway equipment.
6. Observe all posted signs and warnings. Keep off closed trails and out of closed areas.
7. Prior to using any lift, you must have the knowledge and ability to load, ride and unload safely.

SMALL Smaller Features
MEDIUM Medium Features
LARGE Larger Features

FREESTYLE TERRAIN HAS DESIGNATIONS FOR SIZE. START SMALL AND WORK YOUR WAY UP. DESIGNATIONS ARE RELATIVE TO THIS SKI AREA.
 Be advised that all poles and/or flags, fencing, signage and padding on equipment or objects or other forms of marking devices are used by the ski area to inform you of the presence or location of a potential obstacle or hazard. These markers are no guarantee of your safety and will not protect you from injury. It is part of your responsibility under Your Responsibility Code to avoid all obstacles or hazards, including those that are so marked.

Present this ad for 20% off meals and lodging
 The perfect place to reflect on your peak experience



Subject to availability, not valid with any other offer, holidays excluded, not valid for beverages or desserts.
 Photo courtesy of Kevn Lohay
MOUNT SHASTA RESORT
 1000 Siskiyou Lake Blvd., Mt. Shasta • 530-926-3030 • mountshastaresort.com

The Tree House Restaurant & Lounge

Nestled at the Gateway to Mt. Shasta
Best Western
 The Tree House Entrance
 I-5 Central Mt. Shasta, Exit #738 • www.bestwestern.com

- INDOOR POOL & SPA
- Mountain View Dining
- Breakfast & Dinner Daily
- Free Buffet Breakfast WITH LODGING
- Free High Speed Internet
- Banquet & Meeting Facilities

530-926-3101
 Reservations 800-545-7164
 EMAIL: bwtcehouse@hotmail.com

<p>Mt. Shasta's THE WOODSMAN Hotel & Lodge • 530-926-3411 Restaurant & Bar 1121 S. Mt Shasta Blvd</p> <p>Cabins, Suites, Full Kitchens Free Buffet Breakfast with lodging Free WiFi Lodge with Restaurant/Bar Full Bar / Drink Specials / Entertainment 20% off Rooms & Food with this ad www.mtshastahotels.com</p>	<p><i>Strawberry Valley Inn</i> 1142 S Mt Shasta Blvd Free breakfast buffet Free WiFi Newly Remodeled Suites Fireplaces, Homes, HBO 20% off with this ad www.mtshastahotels.com</p>
--	--

Credit Unions – For People Not Profit.

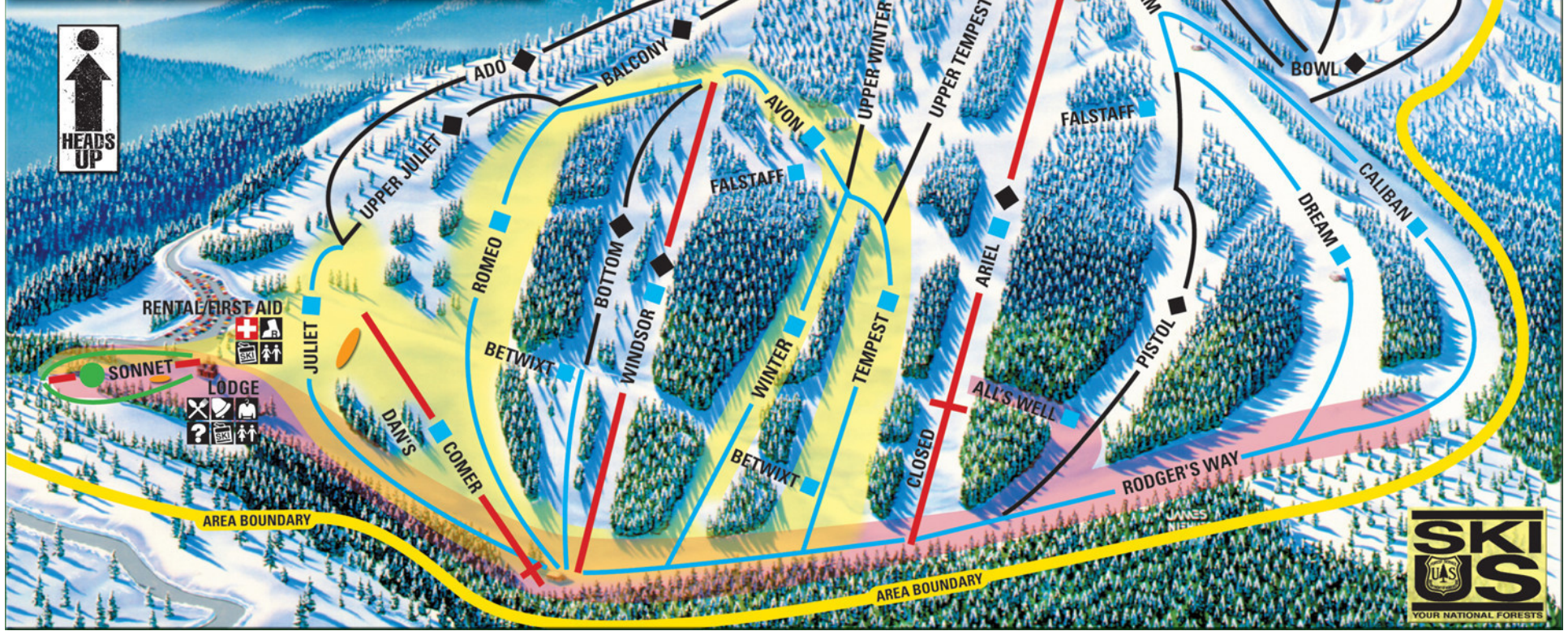
SISKIYOU CENTRAL CREDIT UNION is Siskiyou County's member owned alternative to big banks. Unlike the big guys, we're not too big to think local and not too small to think big. Whatever your financial needs, we can help. If you live or work in Siskiyou County you can become a member today.

SISKIYOU CENTRAL CREDIT UNION
NCUA

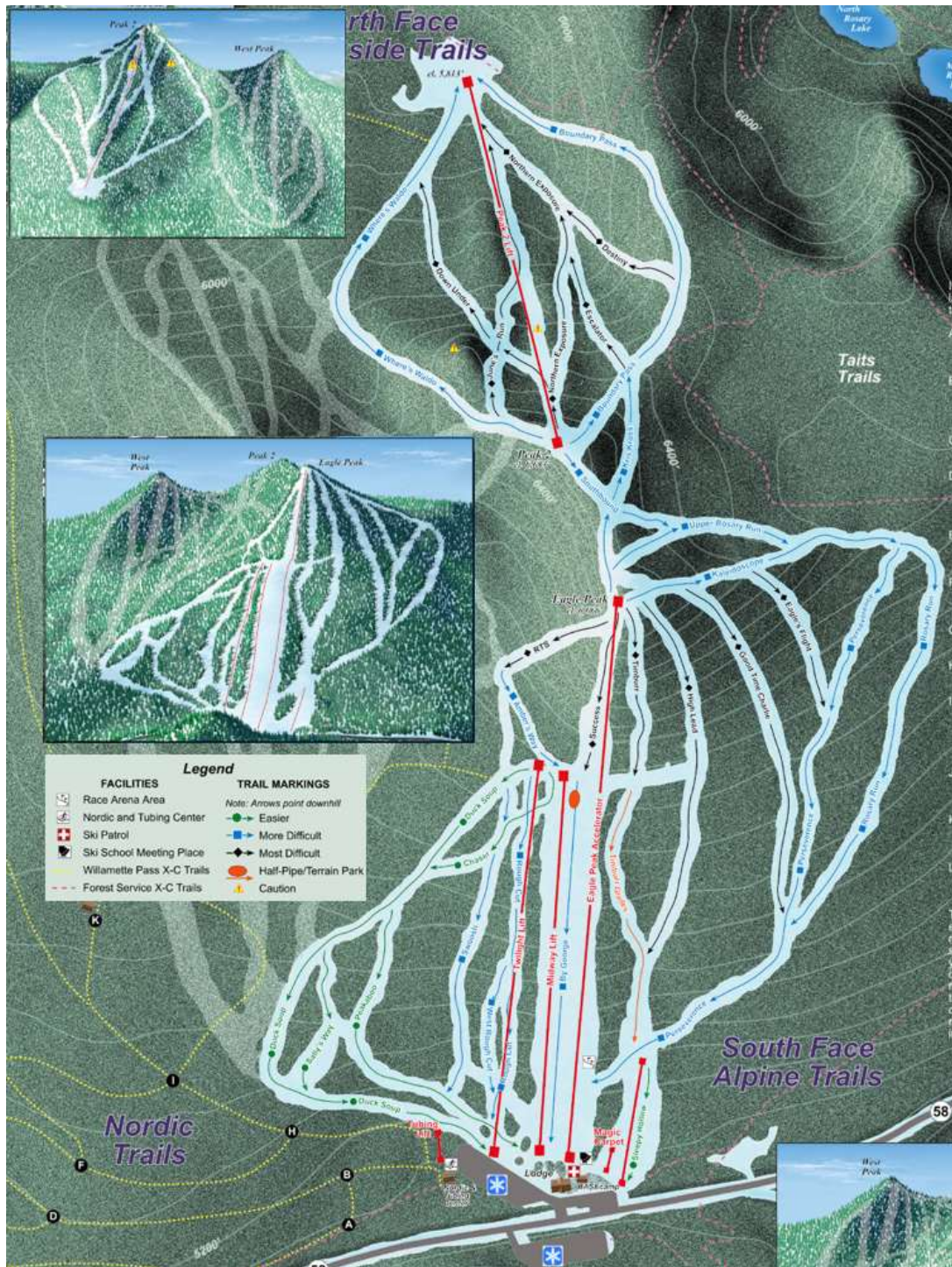
YREKA BRANCH 845 Fourth Street (530) 842-1694
MT. SHASTA BRANCH 214 East Lake Street (530) 926-6471
 www.siskiyoucu.org

Mount Shasta

Trails	Services	Other
<ul style="list-style-type: none"> — Beginner — Intermediate — Advanced — Lift Locations — Slow Skiing Area — Terrain Features — Twilight Skiing 	<ul style="list-style-type: none"> Food / Beverage Ski School First Aid Restrooms Information Tickets Rental / Repair Ski Shop 	<ul style="list-style-type: none"> Outer Ski Area Boundary




Mount Ashland



Williamette Pass Resort



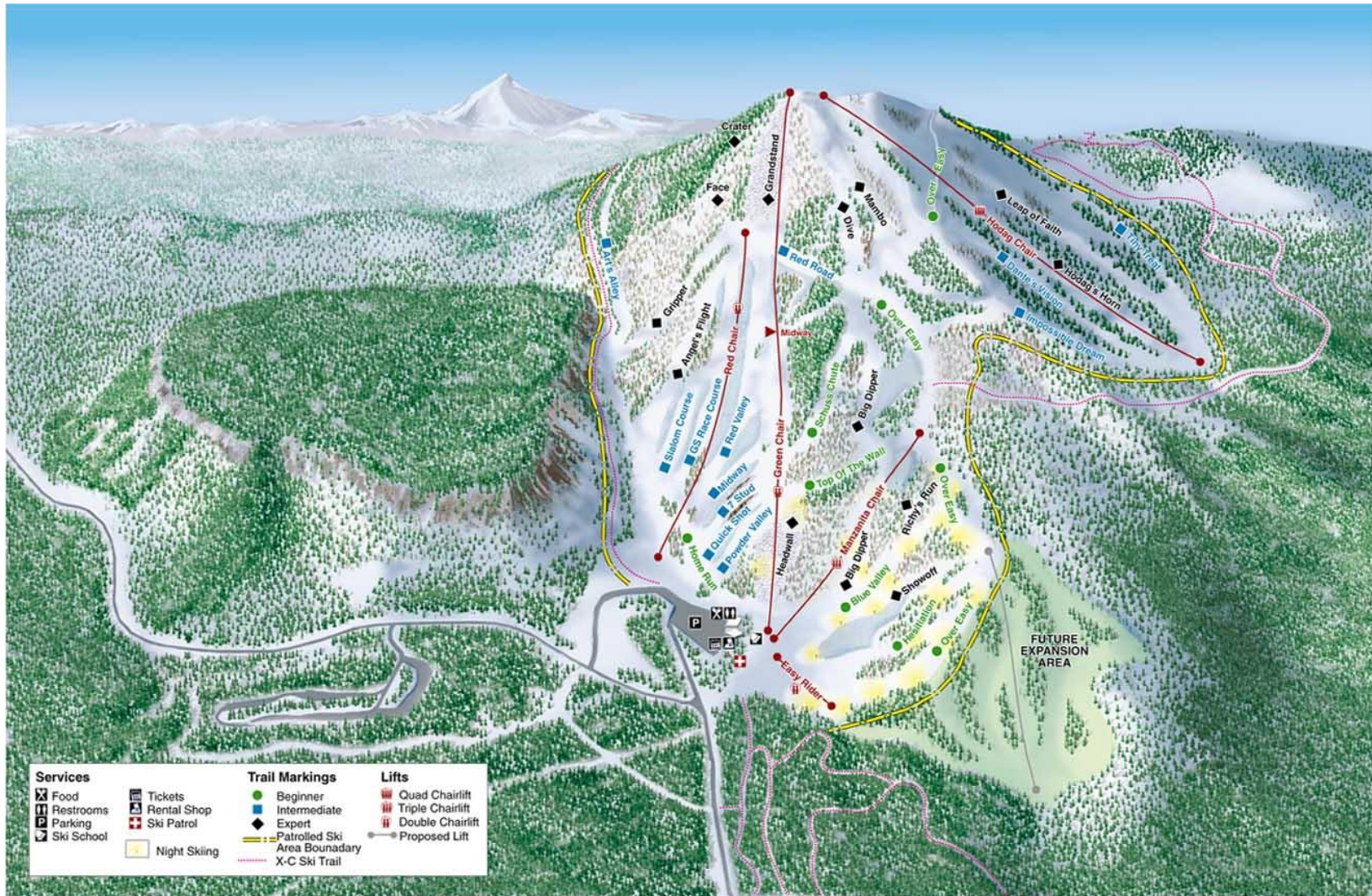
Mount Hood Skibowl



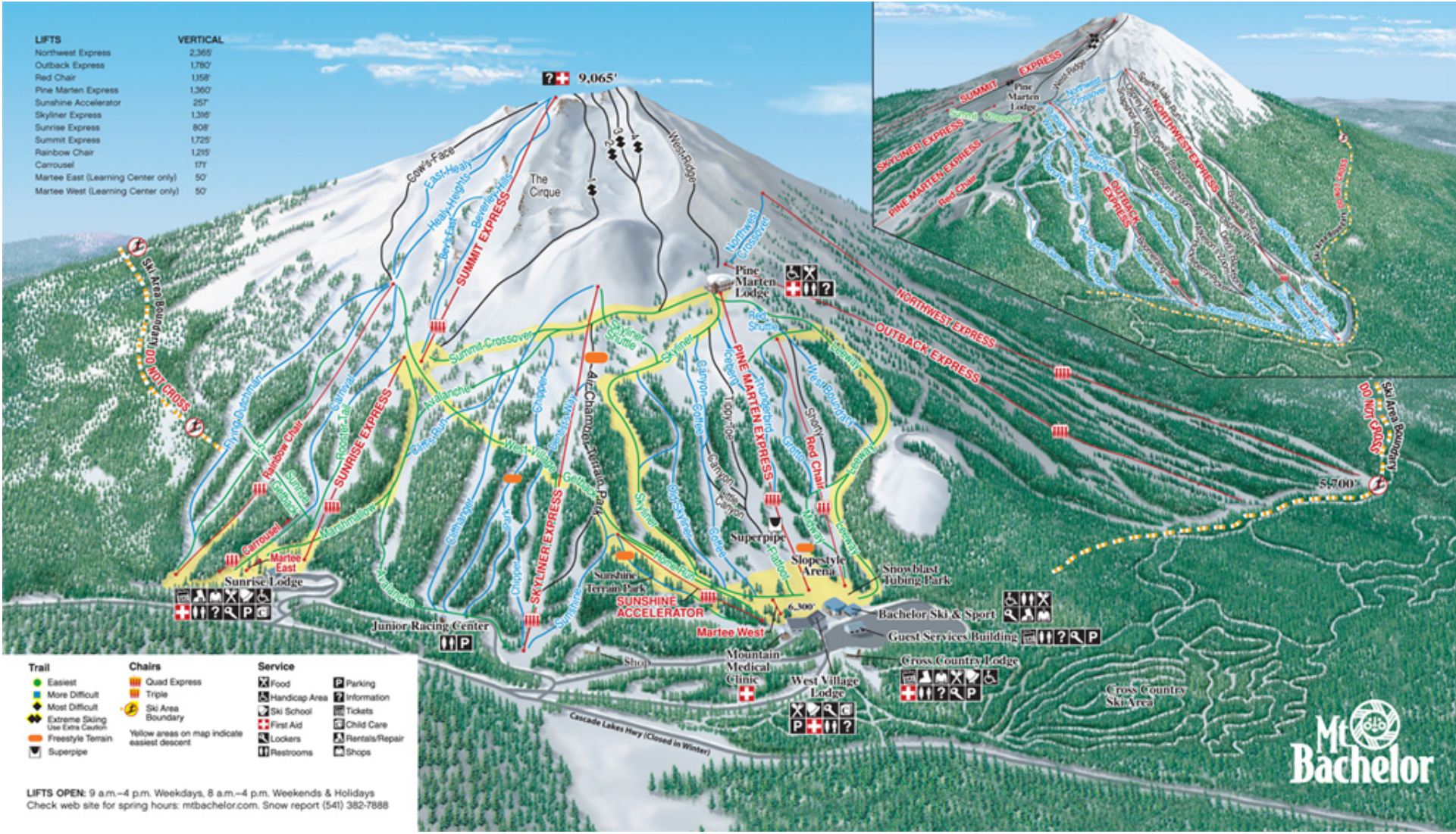
Timberline Lodge



Mt. Hood Meadows



Hoodoo



Mt. Bachelor